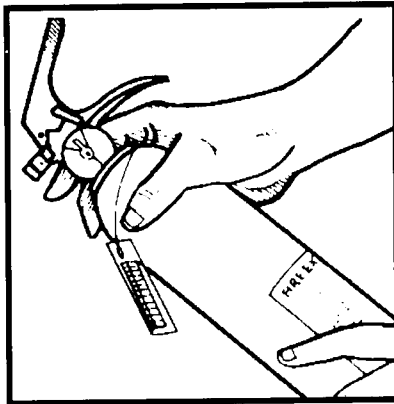


ESP FOCUS



FIRE EXTINGUISHER



WHY

Fires can put you and your home at risk!

Fires claim the lives of thousands each year. Strong temblors such as the Northridge and Loma Prieta earthquakes can trigger fires by:

- breaking gas lines
- downing electrical lines
- damaging wiring in appliances, and
- toppling shelves holding combustible chemicals

Earthquake-related fires are also caused by:

- leaving food unattended while on the stove after an earthquake strikes
- lighting or using matches before checking for gas leaks, and
- using fireplaces before they've been inspected for earthquake-caused damage.

Having a good fire extinguisher and knowing how to properly use it before an earthquake or a fire can help save your home and your life.



Flyer compliments of:
ACHIEVE PEACE OF MIND

Disasters happen... Make sure that your loved ones are safe. A new computerized phone service is designed to give you the peace of mind. For more information, call **Computer Oriented Solutions, Inc. (818) 303-2800.**

OCTOBER

FIRE EXTINGUISHERS

Equip your home with dependable fire extinguishers and teach family members how to use them. Proper use of fire extinguishers can keep a small fire from growing, provide you with an escape route through a small fire and help you fight a small fire until professional firefighters arrive (if they are able to respond).

BUYING TIPS


Several types of fire extinguishers are available:

- Extinguishers labeled "A" are effective for combating fires involving paper, cloth, wood or other ordinary combustibles.
- Extinguishers labeled "B" are effective for fighting fires involving gasoline, kitchen grease, paints, solvents or other flammable liquids.
- Extinguishers labeled "C" are effective for fighting fires involving electrical equipment, wiring and appliances.
- Multipurpose dry chemical extinguishers labeled "ABC" are effective for fighting most types of fires.

Consult your local fire department for advice on the types, sizes and number of fire extinguishers that best fit your needs.

HOW TO OPERATE

For simple operating instructions, hold the extinguisher upright and remember the word "P-A-S-S":



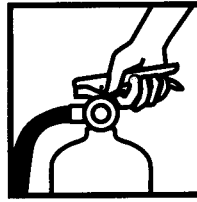
P for Pull

Pull the pin, ring or seal.




A for Aim:

Aim the extinguisher nozzle at the base of the fire. Remember, most fire extinguishers last only 8-10 seconds. Make sure you aim at the base of the fire before you release.



S for Squeeze:

Squeeze or press the handle.



S for Sweep:

Sweep slowly from side to side at the base of the fire until the fire goes out.

SAFETY TIPS

- Make sure you have a clear escape route before you attempt to put out a fire.
- Stay low to avoid fumes and smoke.
- Double check to make sure the fire is completely out.
- After an earthquake, turn off your stove and unplug all appliances.

IF A FIRE GETS TOO BIG, GET OUT!

This action sheet is produced as part of the Earthquake Survival Program (ESP). ESP is an awareness campaign designed to increase earthquake preparedness at home and work. ESP was developed by the County of Los Angeles. The Governor's Office of Emergency Services (OES) and representatives of Imperial, Inyo, Kern, Los Angeles, Mono, Orange, Riverside, San Bernardino, San Diego, San Luis Obispo, Santa Barbara and Ventura counties assist in development of campaign materials and in coordination of the campaign.

"Do More In '94!"



Published by: California Office of Emergency Services